



see what Delta can do™

LINEAR SHOWER DRAINS

- 24" (DT0732413)
- 36" (DT0733613)

FEATURES:

- Dual grate installation: Tile insert frame or solid finished-matched grate
- Removeable grate and hair strainer for easy cleaning
- Optional wall edge allows installation against wall

STANDARD SPECIFICATIONS:


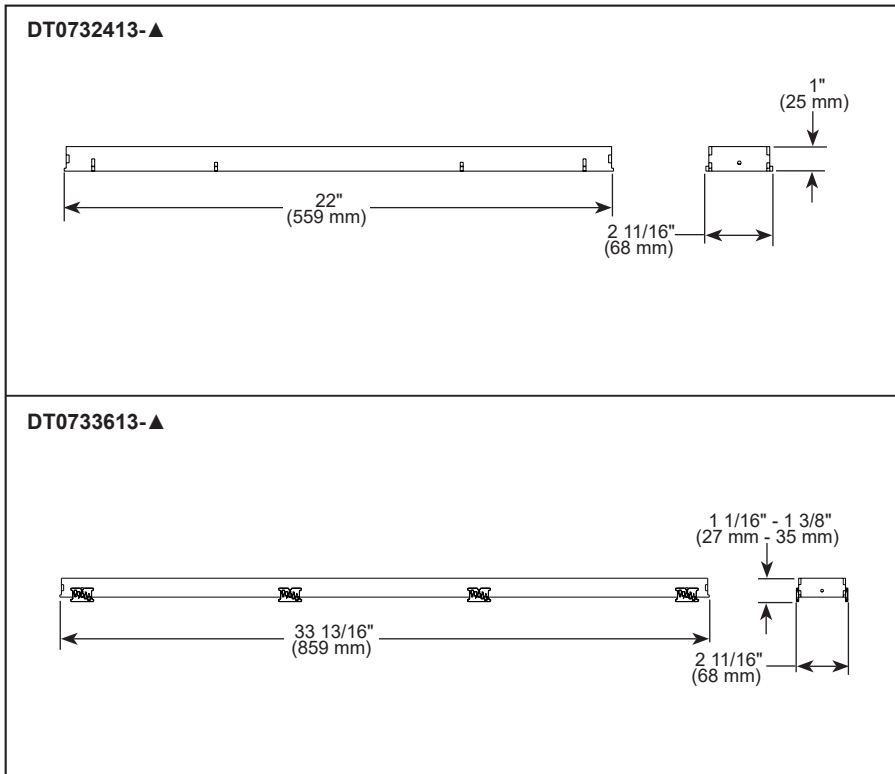
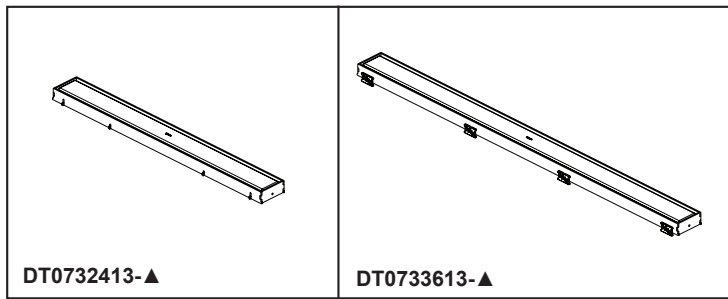
- Grate and frame made from stainless steel
- Finished drain cover
- Frame is adjustable to match tile thickness of 1/4" to 3/4"
- Includes finished frame, finished grate, grate removal tool, height adjustable frame spacers, and linear drain and caps
- Rough and wall edge are sold separately

WARRANTY

- Parts and Finish - Lifetime limited warranty; or for commercial purchasers, 10 years for multi-family residential (apartments and condominiums) and 5 years for all other commercial uses, in each case from the date the product is received by the original purchaser or their authorized representative (installation contractor, etc.).
- Electronic Parts and Batteries (if applicable) - 5 years from the date the product is received by the original purchaser or their authorized representative (installation contractor, etc.); or for commercial purchasers, 1 year from the date the product is received by the original purchaser or their authorized representative (installation contractor, etc.). No warranty is provided on batteries.
- Please go to www.deltafaucet.com for the complete details of our limited warranty.

COMPLIES WITH:

- ASME A112.18.2 / CSA B125.2



▲ Designate Proper Finish Suffix

Delta reserves the right (1) to make changes in specifications and materials, and (2) to change or discontinue models, both without notice or obligation. Dimensions are for reference only. See current full-line price book or www.deltafaucet.com for finish options and product availability.

DSP-B-DT0732413 Rev. A

Delta Faucet Company
55 E. 111th Street, Carmel, IN 46280
350 South Edgeware Road, St. Thomas, ON N5P 4L1
© 2024 Delta Faucet Company